



District Report Card: 2017


State: Bihar	District: Saran
Class: 8	Subject: Language
Schools: 50	Students: 1208


Participation/Coverage


Students

<div>GENDER</div> <div></div>	Boys		Girls	
	Number	%	Number	%
	613	50.75	595	49.25

<div>AREA</div> <div></div>	Rural		Urban	
	Number	%	Number	%
	1116	92.38	92	7.62

<div>CATEGORY</div> <div></div>	SC		ST		OBC		GEN	
	Number	%	Number	%	Number	%	Number	%
	165	13.66	26	2.15	861	71.27	156	12.91

<div>CWSN</div> <div></div>	LD	VI	HI	S&LD	ID	Oth
	0	3	0	2	0	0

<div>Management</div> <div></div>	Government		Government-aided	
	Number	%	Number	%
	1208	100.00	0	0.00

Average Performance of Students in Language (%)

Overall	Gender		Area		Management		Social Group			
	Male	Female	Rural	Urban	Govt.	Aided	SC	ST	OBC	GEN
58.96	60.27	57.61	59.32	54.64	58.96	0.00	55.76	59.49	59.02	61.97

Performance on Learning Outcomes (LOs)

Learning Outcomes	Description	Average Performance(%)
L813	Read textual/non-textual materials with comprehension and identifies the details, characters, main idea and sequence of ideas and events while reading	58.96

Range of Performance of Students who Answered Correctly							
Below 30%		30% - 50%		50% - 75%		Above 75%	
Number	%	Number	%	Number	%	Number	%
144	11.92	267	22.10	489	40.48	308	25.50

Lowest Performing Learning Outcomes (LOs)

1 - Read textual/non-textual materials with comprehension and identifies the details, characters, main idea and sequence of ideas and events while reading (58.96)